




Building tomorrow

MOISTURE CONTROLLED.

GUARANTEED FAST TRACK SOLUTIONS FROM ARDEX
THE MOISTURE CONTROL EXPERTS



MOISTURE CONTROL...

Many problems which occur with floorcoverings are as a result of moisture in the subfloor, so it is essential that the final floorcovering is protected from the passage of moisture from below. Surface damp proof membranes form a film which restricts the passage of moisture, and allow the controlled passage of moisture vapour; protecting the adhesive and final floorcovering.

Prior to the installation of floorcoverings, it is important to identify the type and level of moisture present in the subfloor, which usually results from either rising damp, due to the absence or breakdown of the structural damp proof membrane, or from residual construction moisture.

Advice in the Contract Flooring Association's 'Guide to Contract Flooring' states that types of surface damp proof membranes are available to deal with both situations, but some are only suitable for residual construction moisture, so it is important to correctly specify the right product for the right installation.

THE CONTROL OF RESIDUAL CONSTRUCTION MOISTURE

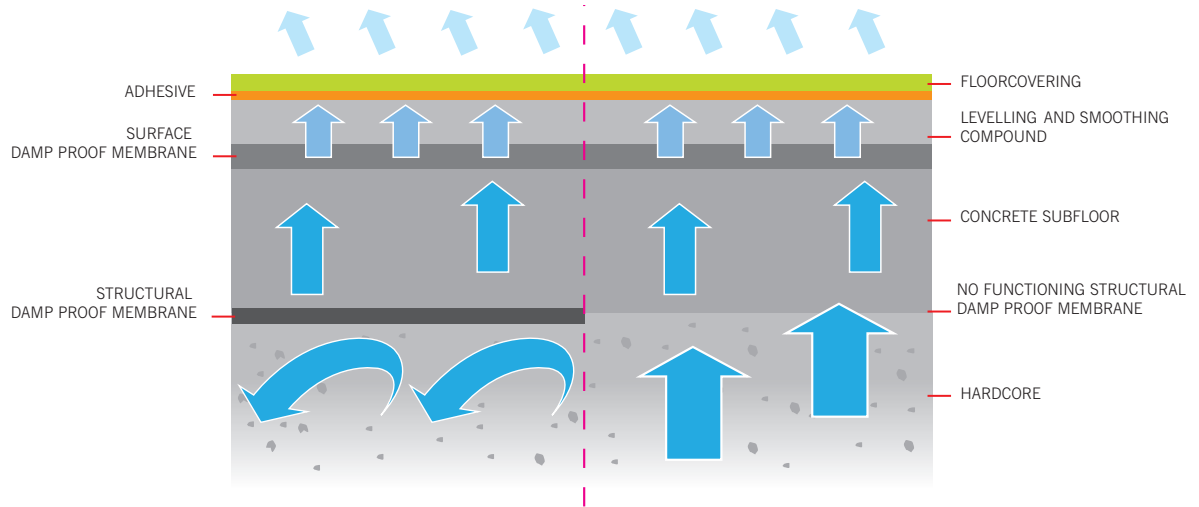
Research has shown that under ideal conditions a screed up to 50mm thick will take approximately one day per mm to dry. Time scales in many projects do not allow for lengthy drying times, so sufficient time is not left for the construction moisture in the subfloor to dry out. A moisture vapour suppressant is designed to control the passage of moisture used within the construction process i.e. residual construction moisture, and guarantees the early application of the subsequent levelling and smoothing compound, and final floorcovering.

THE CONTROL OF RISING DAMP

A surface damp proof membrane will protect against residual construction moisture, and continual rising vapour from the earth, and is required where a structural damp proof membrane is not present or is ineffective. This is likely to be the case in refurbishment projects involving buildings constructed before 1970, where the installation of an effective structural damp proof membrane was not a requirement of the building regulations.



...WITH NO CALL BACKS



ARDEX MVS 95 Moisture Vapour Suppressant protects the final floorcovering from residual construction moisture, ensuring fast track flooring installations.



ARDEX Damp Proof Membranes protect the final floorcovering from rising damp and residual construction moisture, and can be used where there is no functioning structural damp proof membrane.



ARDEX Rapidlay PVC Damp Proofing and Isolating Membrane is ideal for use over a variety of old surfaces, such as vinyl flooring, ceramic tiling, sheet metal, subfloors contaminated with oil or paint, or those which are damp.



DPM

ARDEX DAMP PROOF MEMBRANES

An ARDEX Damp Proof Membrane protects the final floorcovering from both residual construction moisture and rising damp, and can be applied regardless of the presence of a functioning or effective structural damp proof membrane. This is likely to be the case in the refurbishment of any building constructed before 1970, where the installation of an effective damp proof membrane was not a requirement of building regulations.



NO FUNCTIONING
STRUCTURAL DPM

- Protects the final floorcovering from rising damp and residual construction moisture
- Can be applied where a structural damp proof membrane is not present or is ineffective
- Suitable for the highest measurable levels of moisture content (up to 98% RH)
- Adheres to saturated concrete, even at lower temperatures
- Suitable for heated concrete and sand cement screeds
- Can receive ARDEX Levelling and Smoothing Compounds after as little as 4 hours

WHEN TO USE ARDEX DPM 1 C / ARDEX DPM 1 C R

1


WHERE MOISTURE
READINGS EXCEED 95% RH
(UP TO 98% RH)

2

TO PROTECT THE FINAL
FLOORCOVERING FROM
RISING DAMP

3

WHERE THERE IS NO
FUNCTIONING STRUCTURAL DAMP
PROOF MEMBRANE OR IT MAY
HAVE BEEN DAMAGED IN THE
CONSTRUCTION PROCESS



ARDEX DPM 1 C

One Coat Surface Damp Proof
Membrane and Residual
Moisture Suppressant



ARDEX DPM 1 C R

Rapid Curing One Coat Surface
Damp Proof Membrane and
Residual Moisture Suppressant

ARDEX MVS 95 SUPPRESSANT

ARDEX MVS 95 self-cures to give an impermeable, waterproof finish designed to suppress residual construction moisture, speeding up the installation of the flooring by allowing the early laying of an ARDEX Levelling and Smoothing Compound, and the subsequently applied floorcovering. ARDEX MVS 95 is ideal for use in new construction or refurbishment projects where a structural damp proof membrane is present and the relative humidity of the floor does not exceed 95% RH.

- Protects the final floorcovering from residual construction moisture
- Suitable for moisture readings up to 95% RH
- Fast drying – ARDEX Levelling and Smoothing Compounds can be applied in as little as 2 hours
- Apply ARDEX Levelling and Smoothing Compounds direct without priming
- Ready for use, resealable and reusable
- Water-based, low V.O.C. technology
- Suitable for use on heated screeds



**FAST TRACK
FLOORING
INSTALLATIONS**

WHEN TO USE ARDEX MVS 95



**WHERE A STRUCTURAL
DAMP PROOF MEMBRANE
IS PRESENT AND EFFECTIVE**



**WHERE MOISTURE
READINGS ARE BELOW
95% RH**



**TO SUPPRESS RESIDUAL
CONSTRUCTION MOISTURE AND
SPEED UP THE INSTALLATION
PROCESS**



ARDEX MVS 95

One Component Residual
Moisture Vapour Suppressant

ARDEX SERVICE AND SUPPORT

The presence of moisture in the subfloor should be determined in accordance with BS 8203, and with a long history of successful flooring installations on damp subfloors, the ARDEX Technical Service Team is available to assess the requirements for the subfloor in your project, and to provide a recommendation for the effective control of moisture.

Our Contract Sales Managers are vastly experienced, having taken moisture readings from thousands of subfloors, and are on hand to test the moisture content of your subfloor for free, offering you the best system recommendation and peace of mind.

For more information please call us on: 01440 714939


THE ULTIMATE MOISTURE CONTROL SYSTEM

All ARDEX Levelling and Smoothing Compounds have been engineered to work with our range of moisture control products to create the perfect moisture control system.


- **ARDITEX NA is moisture tolerant, meaning it can be applied below an ARDEX Damp Proof Membrane, direct to damp concrete**
- **The ARDEX system solution means that ARDITEX NA can be applied direct to an ARDEX Damp Proof Membrane with no priming**
- **Maximise coverage and optimise performance of the ARDEX Damp Proof Membrane by creating a smooth, level surface with ARDITEX NA**



ONSITE MOISTURE TESTING



1 Use a 16mm drill bit to ensure the correct depth for the plug.



2 Insert, cap and leave the plug for 24 hours to gain moisture equilibrium.



3 Insert the humidity probe. Readings above 75% RH require treatment.

THE BENEFITS OF PRE-SMOOTHING SUBFLOORS WITH ARDITEX NA

The application of an ARDEX Damp Proof Membrane direct to a pre-smoothing layer of ARDITEX NA enables you to achieve greater coverage. This results in the most efficient and effective use of the ARDEX Damp Proof Membrane, and ensures the correct film thickness is applied to provide optimal performance.



A damp proof membrane applied direct to a rough concrete subfloor can result in an excess quantity filling voids.



When applied to a smooth, level coating of ARDITEX NA, the damp proof membrane is applied in a cost effective, optimal layer.

ARDITEX NA can be applied up to 30mm thick, with the inclusion of ARDEX Coarse Aggregate, direct to damp concrete, prior to the application of an ARDEX Damp Proof Membrane, and up to a maximum of 6mm thick direct to the ARDEX Damp Proof Membrane.



ARDEX UK Limited

01440 714939

 @ARDEXUK
info@ardex.co.uk

 ARDEX UK
www.ardex.co.uk

 ARDEX UK

