

**NEW!**



**Mix,  
Shake,  
Repair**



## **ARDEX P 10 SR**

**Rapid Hardening Crack Repair Resin Kit**



[www.ardex.co.uk](http://www.ardex.co.uk)

# ARDEX P 10 SR

## Rapid Hardening Crack Repair Resin Kit

**ARDEX P 10 SR** is ideal for the rapid repair and bonding of static, non-structural cracks and joints in concrete and sand/cement screeds.

Sold as a complete kit, consisting of mixing bottles, stitching pins and gloves, **ARDEX P 10 SR** is easy to use and requires no special tools.

It can also be used to bond carpet grippers, and profiles and trims made of metal, plastic, wood and other materials.




1

**ARDEX P 10 SR** is suitable for static, non-structural cracks and joints in concrete and cement sand/screeds.




- Easy to mix and apply
- Fast setting and load bearing in as little as 20 minutes
- Can receive levelling compounds in as little as 40 minutes
- A 600ml kit will repair approximately 4 linear metres
- Simple 1:1 mixing ratio means product can be mixed in small batches, saving material and money
- Suitable for use on fully commissioned underfloor heated screeds
- Odourless and very low emission




2

Cut slots at right angles across the crack, to 2/3 thickness of the substrate.



3

Insert the metal stitching pins at approximately 20cm intervals.




4

Pour Component B in to the plastic bottle of Component A and shake vigorously for approximately 15 seconds, until a homogenous yellow mix is achieved.



5

Wait for 3 minutes, and pour into the cracks and stitching slots ensuring they are filled. Remove any excess material immediately.



6

While still wet, apply ARDEX FINE AGGREGATE to the surface to provide a suitable key for the subsequent application of ARDEX Levelling Compounds.



[www.ardexbuildingproducts.ie](http://www.ardexbuildingproducts.ie)

Telephone: +353 (1) 880 9210 - Technical Support Hotline: +353 86-1422952

Contact us via e-mail [info@ardex.ie](mailto:info@ardex.ie)